

A structural comparison of models of colloid–polymer mixtures

This article has been downloaded from IOPscience. Please scroll down to see the full text article.

2010 J. Phys.: Condens. Matter 22 104119

(<http://iopscience.iop.org/0953-8984/22/10/104119>)

[The Table of Contents](#) and [more related content](#) is available

Download details:

IP Address: 137.222.246.1

The article was downloaded on 09/03/2010 at 03:21

Please note that [terms and conditions apply](#).

A structural comparison of models of colloid–polymer mixtures

Jade Taffs¹, Alex Malins², Stephen R Williams³ and C Patrick Royall¹

¹ School of Chemistry, University of Bristol, Bristol BS8 1TS, UK

² Bristol Centre for Complexity Sciences, School of Chemistry, University of Bristol, Bristol BS8 1TS, UK

³ Research School of Chemistry, The Australian National University, Canberra, ACT 0200, Australia

E-mail: paddy.royall@bristol.ac.uk

Received 30 September 2009, in final form 19 November 2009

Published 23 February 2010

Online at stacks.iop.org/JPhysCM/22/104119

Abstract

We study the structure of colloidal fluids with reference to colloid–polymer mixtures. We compare the one-component description of the Asakura–Oosawa (AO) idealization of colloid–polymer mixtures with the full two-component model. We also consider the Morse potential, a variable range interaction, for which the ground state clusters are known. Mapping the state points between these systems, we find that the pair structure of the full AO model is equally well described by the Morse potential and the one-component AO approach. We employ a recently developed method to identify in the bulk fluid the ground state clusters relevant to the Morse potential. Surprisingly, when we measure the cluster populations, we find that the Morse fluid is significantly closer the full AO fluid than the one-component AO description.

(Some figures in this article are in colour only in the electronic version)

1. Introduction

Although in principle colloidal dispersions are rather complex multi-component systems, the spatial and dynamic asymmetry between the colloidal particles (10 nm–1 μm) and smaller molecular and ionic species has led to schemes where the smaller components are formally integrated out [1]. This leads to an effective one-component picture, where only the *effective* colloid–colloid interactions need be considered. The behaviour in the original complex system may then be faithfully reproduced by appealing to liquid state theory [2] and computer simulation [3]. Since the shape of the particles is typically spherical, and the effective colloid–colloid interactions may be tuned, it is often possible to use models of simple liquids to accurately describe colloidal dispersions.

Central to this one-component approach is the use of a suitable colloid–colloid interaction $u(r)$. Notable early successes include the Derjaguin, Landau, Verwey and Overbeek theory of charged colloids [4] and the Asakura–Oosawa (AO) theory of colloids in a solution of polymers [5, 6], subsequently popularized by Vrij [7]. While

theories such as these have been used to describe colloidal model systems in which the interactions may be tailored with very considerable success [8–10], the general situation is often considerably more complex.

In the colloid–polymer mixtures of interest here, the effective colloid–colloid interactions are set by the polymer chemical potential. One imagines a polymer reservoir coupled to the colloidal suspension, in which, if the polymers are ideal as assumed by AO, then the polymer chemical potential is proportional to the concentration. In practice, experimental systems seldom feature coupled polymer reservoirs, so one is often limited to knowledge of the polymer concentration in the sample cell; for a given polymer concentration, the chemical potential varies with colloid volume fraction, due to the volume excluded to the polymer by the colloids. The volume accessible to polymer is also dependent upon phase separation and colloidal crystallization. In other words, the effective colloid–colloid interaction can vary with colloid concentration and also change as a function of time, giving rise to novel kinetic pathways and (unlike simple atomic substances), a triple coexistence *region* [11]; meanwhile external fields such

as gravity may couple with the multi-component nature of the colloid–polymer system to yield novel phenomena such as floating colloidal liquids [12].

Even in the case of a one-phase colloidal fluid in coexistence with a polymer reservoir, for polymer–colloid size ratio $q > 0.154$ [13], the effective colloid–colloid interaction has a many-body component and thus is dependent upon colloid volume fraction, *while for smaller size ratios the one-component mapping has been shown to be exact* [14]. Nevertheless, one may integrate out the polymer degrees of freedom to arrive at an effective one-component description for the colloids, as given by AO [6] and Vrij [7]. It is worth noting that there is more than one approach to determining the effective one-component interaction in a multi-component system, and that these do not always give the same result [15]. The effective one-component description has since been extended to include these many-body effects [16–19]. Other important departures from the assumptions of Asakura and Oosawa include non-ideal polymer–polymer interactions [15, 20], *which have considerable implications for phase behaviour and interfacial properties* [21] along with electrostatic interactions between the colloids [22].

The validity of the one-component approach in describing the colloid–colloid interactions has also been investigated experimentally. The interaction between a colloid and a glass wall can be accurately measured with total internal reflection microscopy [23], while the interaction between two colloids confined to a line can be measured using optical tweezers [24, 25]. An alternative approach is to measure correlation functions and invert them to extract the effective potentials. Traditionally this has been achieved by scattering techniques that measure the reciprocal space structure factor $S(k)$ [2, 26]. Another means is to determine the structure in real space in 2D and 3D at the single particle level using optical microscopy [27, 28], after making some assumptions about the system, one may deduce the effective colloid–colloid potential. This may be done with sufficient precision that interaction potentials can be quite accurately determined both for purely repulsive systems [28, 29] and for systems with attractive interactions [30].

The possibility of direct visualization of colloidal fluids also allows, for example the clusters formed to be studied [31–33]. Lu *et al* explored the idea, introduced by Noro and Frenkel in their ‘extended law of corresponding states’ [34], that the structure of these dilute attractive fluids (the so-called energetic fluid regime [35]) is somewhat insensitive to the exact nature of the potential [32]. We have also recently argued that the (known) ground state clusters formed by systems interacting under the Morse potential (figure 1) are also relevant to colloid–polymer mixtures. Interestingly, recent work suggests that in fact, hard core systems such as colloid–polymer mixtures might exhibit somewhat richer (degenerate) topologies of ground state clusters, as more than one structure can have identical numbers of bonds [36].

Here, we investigate the validity of the one-component approach in colloid–polymer mixtures by comparing the

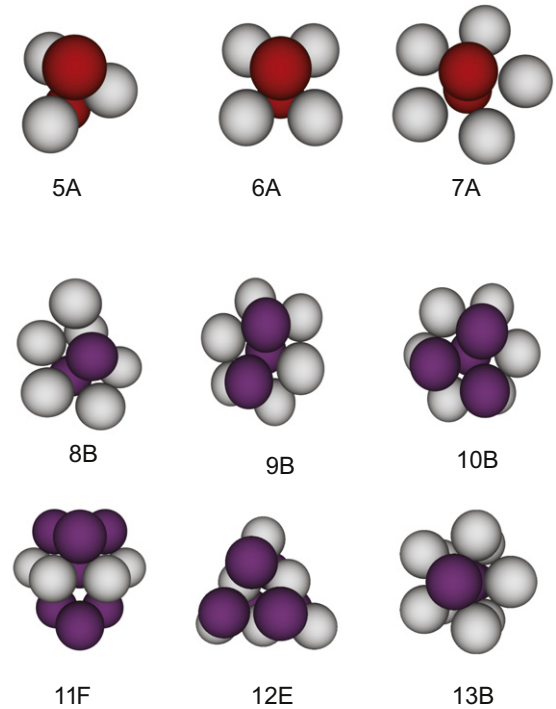


Figure 1. The ground state clusters for the short ranged Morse potential ($\rho_0 = 25.0$) for $m < 14$ particles. Here we follow the nomenclature of Doye *et al* [38].

full Asakura–Oosawa multi-component model with explicit polymers and the one-component AO model [6, 7]. Given a suitable choice of parameters, the variable ranged Morse potential can provide a good approximation to the one-component AO potential. In addition to the fact that the ground state clusters are known for the Morse potential, we note that its continuous form is amenable to Brownian and molecular dynamics computer simulations. We therefore also compare the Morse potential by applying the law of corresponding states to map the Morse to the one-component AO interaction. We consider the structure of the resulting dilute colloidal fluids. In addition to conventional pair correlation function-based methods, we employ a recent developed method which identifies structures topologically equivalent to isolated clusters [37].

This paper is organized as follows. In section 2 we introduce the simulation methodology and our approach for comparing different interaction potentials, our results are presented in section 3 and we conclude with a discussion in section 4.

2. Simulations and interaction potentials

The seminal theory of colloid–polymer mixtures is that of Asakura and Oosawa [5, 6]. Here colloids are treated as hard spheres with no permitted overlap. Polymers are ideal, and may freely overlap with one another, but the polymer–colloid interaction is also hard, in that no overlap is permitted. That is to say, the colloid–colloid interaction u_{CC} , colloid–polymer

interaction u_{CP} and polymer–polymer interaction u_{PP} read

$$\beta u_{CC}(r) = \begin{cases} \infty & \text{for } r \leq \sigma \\ 0 & \text{for } r > \sigma \end{cases}$$

$$\beta u_{CP}(r) = \begin{cases} \infty & \text{for } r \leq (\sigma + \sigma_P)/2 \\ 0 & \text{for } r > (\sigma + \sigma_P)/2 \end{cases} \quad (1)$$

$$\beta u_{PP}(r) = 0.$$

where r is the centre to centre separation of the two colloids/polymers and $\beta = 1/k_B T$, where T is temperature, k_B is Boltzmann’s constant. σ and σ_P are the diameters of the colloids and polymers respectively.

Some comments on the derivation of the one-component description are in order. For a more complete description the reader is referred to Dijkstra *et al* [13]. The Hamiltonian of the AO model is thus

$$H = H_{CC} + H_{CP} + H_{PP} \quad (2)$$

where

$$H_{CC} = \sum_{N_C} u_{CC}(r) \quad (3)$$

$$H_{CP} = \sum_{N_C} \sum_{N_P} u_{CP}(r) \quad (4)$$

$$H_{PP} = \sum_{N_P} u_{PP}(r) = 0 \quad (5)$$

where N_C and N_P are the respective numbers of colloids and polymers. Dijkstra *et al* cast the thermodynamic potential F of the colloid–polymer system as

$$\exp[-\beta F] = \sum_{N_P=0}^{\infty} \frac{z_P^{N_P}}{N_C! \Lambda_C^{3N_C} N_P!} \int_V dR^{N_C} \int_V dR^{N_P} \times \exp[-\beta(H_{CC} + H_{CP})] \quad (6)$$

$$= \frac{1}{N_C! \Lambda_C^{3N_C}} \times \int_V dR^{N_C} \exp[-\beta H^{\text{EFF}}] \quad (7)$$

where z_P is the polymer fugacity Λ_C , is the thermal De Broglie wavelength of the colloids, R^{N_C} and R^{N_P} are the coordinates of the colloids and polymers respectively. $H^{\text{EFF}} = H_{CC} + \Omega$ is the *effective Hamiltonian* of the colloids.

Now Ω is the grand potential of the fluid of ideal polymer coils in an external field of N_C colloids with coordinates R , and may be expanded as

$$\Omega = \Omega_0 + \Omega_1 + \Omega_2 + \dots \quad (8)$$

where Ω_0 is a 0-body term (the Grand potential of an ideal polymer system) Ω_1 is a 1-body term related to the volume excluded by the N_C colloids and Ω_2 is the two-body term. Dijkstra *et al* show that all higher order terms are zero for polymer colloid size ratios $q = \sigma_P/\sigma < 0.154$ [14]. The two-body term

$$\Omega_2 = \sum_{N_C} \beta u_{AO}(r) \quad (9)$$

where

$$\beta u_{AO}(r) = \begin{cases} \frac{\pi(2R_G)^3 z_P (1+q)^3}{6 q^3} \\ \times \left\{ 1 - \frac{3r}{2(1+q)\sigma} + \frac{r^3}{2(1+q)^3 \sigma^3} \right\} \\ \text{for } \sigma < r \leq \sigma + (2R_G), \\ 0 & \text{for } r > \sigma + (2R_G). \end{cases} \quad (10)$$

Now the polymer fugacity z_P is equal to the number density ρ_{PR} of ideal polymers in a reservoir at the same chemical potential as the colloid–polymer mixture. Thus within the AO model, the effective temperature is inversely proportional to the polymer reservoir concentration. The interaction induced by the polymers in equation (10) is identical to that given by AO [6] and Vrij [7].

We also use the Morse potential which reads

$$\beta u_M(r) = \beta \varepsilon_M \exp[\rho_0(\sigma - r)] \{ \exp[\rho_0(\sigma - r)] - 2 \} \quad (11)$$

where ρ_0 is a range parameter and $\beta \varepsilon_M$ is the potential well depth. We set $\rho_0 = 25.0$ to simulate a system with short ranged attractions similar to a colloid–polymer mixture.

2.1. Comparing different systems

In order to match state points between the Morse and one-component Asakura–Oosawa interactions, we use the extended law of corresponding states introduced by Noro and Frenkel [34]. Specifically, this requires two interactions to have identical well depths and reduced second virial coefficients B_2^* where

$$B_2^* = B_2 / \frac{2}{3} \pi \sigma_{\text{EFF}}^3 \quad (12)$$

where σ_{EFF} is the effective hard sphere diameter and the second virial coefficient

$$B_2 = 2\pi \int_0^{\infty} dr r^2 [1 - \exp(-\beta u(r))]. \quad (13)$$

The effective hard sphere diameter is defined as

$$\sigma_{\text{EFF}} = \int_0^{\infty} dr [1 - \exp(-\beta u_{\text{REP}}(r))] \quad (14)$$

where the repulsive part of the *potential* u_{REP} is where $u(r) > 0$. Thus we compare different interactions by equating B_2^* and σ_{EFF} . The latter condition leads to a constraint on number density

$$\rho_{\text{EFF}} = \frac{N\pi \sigma_{\text{EFF}}^3}{6V} \quad (15)$$

where V is the volume of the simulation box.

2.2. Simulation details

For the one-component systems, we use standard Monte Carlo (MC) simulation in the NVT ensemble [3] with $N = 2048$ particles. Each simulation was typically equilibrated for 10^7 MC moves and run for a further 10^7 moves. For each state point we performed ten independent simulation runs. We confirmed that the system was in equilibrium on the simulation timescale

by monitoring the potential energy. The Morse potential is truncated and shifted at $r = 2.5\sigma$. In the case of the full AO system, we use Monte Carlo simulation, with polymers included grand-canonically [3, 39]. The interaction potential for the one-component AO is taken as equation (10) with the additional hard sphere colloid–colloid interaction $u_{CC}(r)$ (equation (5)).

We match the Morse and one-component AO using equations (12), (15) by requiring the interactions to have the same well depth. We set a well depth of $2.0k_B T$ and colloid volume fractions of $\phi_C = \pi\sigma^3\rho_C/6 = 0.05$, $\phi_C = 0.25$ and $\phi_C = 0.445$, where ρ_C is the colloid number density. For the Morse interaction, with range parameter $\rho_0 = 25.0$, this leads to an effective hard sphere diameter $\sigma_{\text{EFF}} \approx 0.9696\sigma$ (equation (14)). Applying equation (15) we therefore have a slightly higher volume fraction in the Morse system of $\phi_M \approx 1.1097\phi_C$. In the one-component AO system, these Morse parameters map via equations (10) and (12) to a polymer–colloid size ratio of $q \approx 0.2575$ and polymer reservoir number density $\rho_{\text{PR}} \approx 0.5597\sigma_p^{-3}$. It is worth noting that there is some sensitivity in the mapping we have used to the depth of the attractive well. We have taken a value of $\beta\epsilon_M = 2.0$, which we fix throughout this work. However, the ‘hardness’ of the Morse potential depends upon $\beta\epsilon_M$, as, consequently, does the effective hard sphere diameter. In principle, one should therefore repeat the mapping for each $\beta\epsilon_M$.

The full AO system is challenging to simulate, especially when there is a considerable size discrepancy between the colloids and polymers, leading to very large numbers of particles in the system [18]. Of course, this is one of the attractions of using a one-component description. Here we could only equilibrate the system to our satisfaction for the higher densities, $\phi_C = 0.25$ and $\phi_C = 0.445$, owing to the vastly reduced number of polymers at higher colloid density. We used $N = 256$ and $N = 512$ for $\phi_C = 0.25$ and $\phi_C = 0.445$ respectively. The system was equilibrated for 3×10^7 MC moves of either polymer or colloid in each case. Unlike the one-component systems, two simulations per state point were performed in the case of the full AO system. In comparing the full AO system with the one-component systems, we only consider the colloids and ignore the polymer coordinate data.

2.3. The topological cluster classification

To analyse the structure, we identify the bond network using the Voronoi construction. Having identified the bond network, we use the topological cluster classification (TCC) to determine the nature of the clusters in the bulk fluid [37]. This analysis identifies all the shortest path three, four and five membered rings in the bond network. We use the TCC to find clusters which are global energy minima of the Morse potential for $\rho_0 = 25.0$. These clusters are shown in figure 1. We identify all topologically distinct Morse Clusters. In addition, for $m = 13$ clusters we identify the FCC and HCP thirteen particle structures in terms of a central particle and its twelve nearest neighbours. We illustrate these clusters in figure 1. For more details see [37]. We found relatively little clustering at the moderate attractions $\beta\epsilon = 2.0$ at lower and intermediate

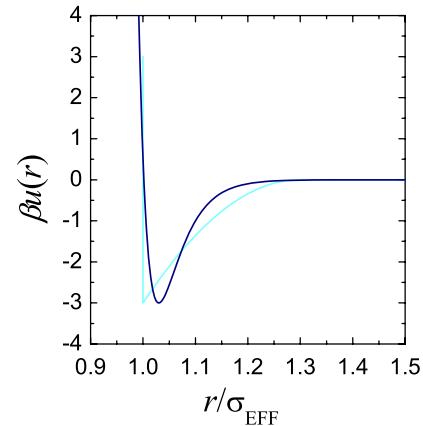


Figure 2. Interaction potentials used: Morse (blue) and one-component Asakura–Oosawa (cyan). Both are scaled by the effective hard sphere diameter σ_{EFF} .

densities, thus we present TCC results for the highest density studied, $\phi_C = 0.445$.

3. Results and discussion

We begin our presentation of the results by comparing the pair correlation functions of the various systems at differing densities, followed by the TCC analysis.

Pair correlation functions are shown in figure 3. At low density, $g(r) \approx \exp[-\beta u(r)]$. This is illustrated in both cases in figure 3(a) ($\phi_C = 0.05$), in the form of a strong peak at contact, reflecting the short ranged nature of these attractions. There are some minor differences. These are in general consistent with the differences obtained from the potentials, figure 2, upon taking the low density limit, $g(r) \approx \exp[-\beta u(r)]$. For example, the slightly softer Morse potential leads to a slightly slower decay at $r < \sigma$. Likewise, in the range $1.1\sigma \leq r \leq 1.2\sigma$, the AO decays to unity rather slower than the Morse, reflecting the greater magnitude of the AO in that range. In general, however, the agreement between the Morse and AO systems is good.

We now turn to higher densities, in particular to $\phi_C = 0.25$ (figure 3(b)). In this case, we were able to equilibrate the full AO system in addition to the one-component descriptions. Packing leads to a second peak around 2σ . Again, we see a similar behaviour between the different systems. Significantly, the small differences between the $g(r)$ s, comparing Morse to firstly the one-component AO and then the full AO, are similar. That is to say, the one-component AO, which, for example does not include many-body interactions [16, 18], shows discrepancies comparable to the Morse potential in its description of the full AO system.

At the highest density studied ($\phi_C = 0.445$), overall we find a similar behaviour, as may be seen in figure 3(c). This is not altogether surprising, as in dense liquids, the structure is well known to be largely dominated by the hard core [40]. Some differences are, however apparent. The Morse system has a weaker first peak, than either the one-component or full AO systems. This is likely due to the lack of an

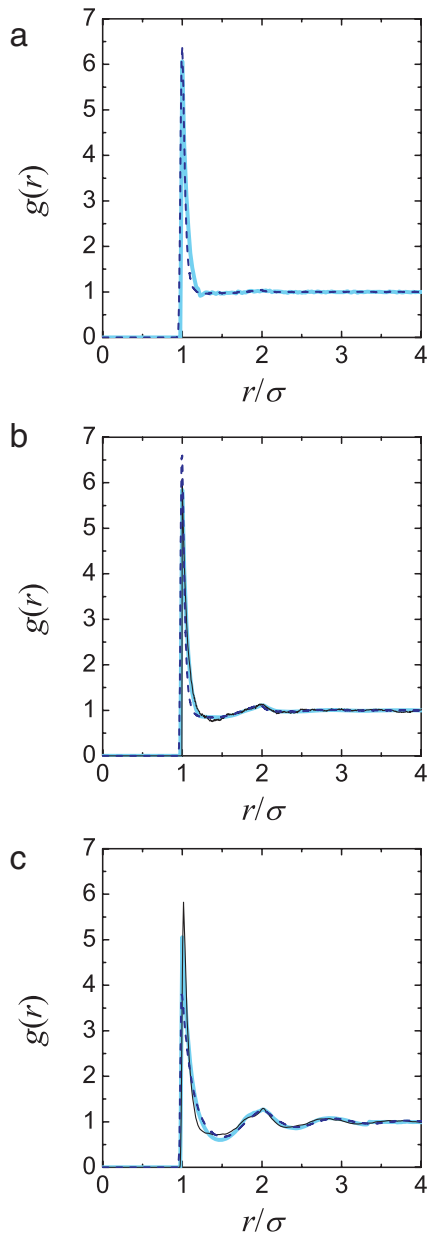


Figure 3. Pair correlation functions at various densities. (a) Low density, $\phi_c = 0.05$, (b) moderate density ($\phi_c = 0.25$) and (c) high density ($\phi_c = 0.445$). The $g(r)$ for the Morse potential is shown in dark blue (dashed), the full AO system in black and the pale blue is the one-component AO.

infinitely hard core in the Morse interaction. The first peak notwithstanding, the differences between all three systems are comparable. *In comparing the one-component AO and full AO, our results are compatible with the results of Dijkstra *et al*, who found that $g(r)$ s produced from the two descriptions were indistinguishable in the case of $q = 0.15$ where the one-component description is exact [14].*

We now turn our attention to the cluster populations in the dense system (figure 4). In all these systems, a *range* of different clusters are found, with none dominating. Thus we argue, that when considering energetically locally favoured structures (i.e. clusters), it is important to consider the

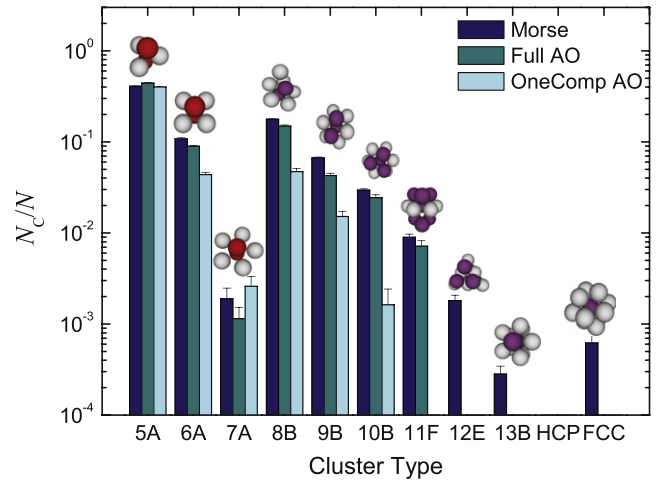


Figure 4. Population of particles in a given cluster, for $\phi_c = 0.445$. N_c is the number of particles in a given cluster, N the total number of particles sampled. Here we consider only ground state clusters for the Morse $\rho_0 = 25.0$ system. Dark blue denotes Morse, turquoise the full AO and light blue the one-component AO.

possibility that more than one topology may be important. The overall behaviour between the systems is similar. Among the more populous, smaller clusters, the 7A pentagonal bipyramid has a rather low population. However 7A is also found as part of larger clusters, notably 8B. According to our counting algorithm, if a given particle is part of both a 7A and 8B cluster, it is taken as 8B only. A few particles are found as FCC crystal fragments (we found no HCP type environments).

In comparing these systems we see that the one-component AO forms rather fewer clusters for $8 \leq m \leq 10$ than the other systems, and none at higher m . Our statistics are necessarily more limited for the full AO system, which we believe restricts our ability to determine the population of rarer, higher order clusters. For $m \leq 11$, the Morse and full AO have rather similar populations, except that the cluster population is slightly higher for the Morse system in the case that $m \geq 6$. We thus argue that in this respect the Morse potential accurately reproduces the full AO model.

4. Discussion and conclusions

We have analysed the pair structure and performed a topological cluster classification on a range of model systems for colloid–polymer mixtures. Using the extended law of corresponding states [34], we have mapped the variable ranged Morse potential to a well-known one-component model for AO colloid–polymer mixtures. We have also considered the full Asakura–Oosawa model. In general, we find good agreement between all three systems. The relatively small difference in the pair structure between the slightly soft Morse potential and one-component AO system seems to be accounted for by noting the differences in their functional form (figure 2). The small discrepancies exhibited between the full AO and the one-component systems favour either. That is to say, our $g(r)$ results suggest that the Morse potential does *as good* a job

of describing the full AO system as the one-component AO system.

Although the pair structure may be very similar between these three systems, the topological cluster classification reveals significant differences. In particular, the one-component AO system forms fewer higher order clusters for $m \geq 8$ (8B clusters alone account for 20% of the particles in the other systems) and we detect no clusters at all for $m \geq 10$. In this respect, *the Morse potential does a better job than the one-component Asakura–Oosawa interaction in describing the full AO system.*

Some pointers for further work are considered. Dijkstra et al [17, 18] have developed an elegant means by which the many-body effects implicit in the full AO model are taken into account. It would be most attractive to subject this system to an analysis similar to that presented here. Recalling that we were unable to obtain sufficient statistics to calculate a $g(r)$ for the full AO system for $\phi_C = 0.05$, we note that accelerated MC methods such as the cluster move of Vink and Horbach [39] would be most helpful in generating sufficient statistics.

Moving closer to experiments, non-ideal polymers [20] and electrostatic interactions [22] may all impact on these conclusions. We have also considered only a few state points. Furthermore, we have neglected polydispersity, omnipresent in experimental colloidal systems, which has the potential to alter the results of an analysis similar to that carried out here. Coordinate tracking, particularly in 3D experiments based around confocal microscopy, is prone to measurement errors of around $0.02–0.05\sigma$ [30]. Work to investigate the sensitivity of this analysis to such experimental considerations is in progress. Early indications are that the TCC analysis is surprisingly robust to experimental tracking errors and polydispersity.

The system we have chosen (probably) does not have a stable gas–liquid coexistence. However $q = 0.2575$ is somewhat above the value of $q = 0.154$ at which 3-body and higher order interactions vanish in the AO model [13, 14]; these effects may be non-negligible but the similarity in the correlation functions we measure suggests that the effects to not too large, although larger polymers would lead to stronger many-body effects [18]. Furthermore, larger polymers lead to such a coexistence between colloidal ‘gas’ and ‘liquid’. The location of the critical point is known to be strongly dependent upon the exact model chosen [39, 41]. Moving closer to the critical point, we expect to find different results upon comparing the various models.

Finally, we have considered equilibrium fluids. The behaviour out of equilibrium is most important, particularly in the case of, for example colloidal gels [42]. However, we are unaware of suitable simulation models for non-equilibrium studies, except one-component descriptions with softened cores [43, 44], and the Morse potential [42]. It is almost necessary to use one-component descriptions out of equilibrium, due to the degree of computation required. Moreover, Brownian dynamics, appropriate to out-of-equilibrium situations, is challenging to implement with hard interactions. Out of equilibrium, hydrodynamic interactions may also play a role, and have recently been applied to attractive colloidal systems [45].

Acknowledgments

JT and CPR thank the Royal Society for funding, AM acknowledges the support of EPSRC grant EP/5011214. The authors are grateful to M Caine, D Klotsa and R Jack for helpful discussions.

References

- [1] Likos C N 2001 Effective interactions in soft condensed matter physics *Phys. Rep.* **348** 267–439
- [2] Hansen J-P and Macdonald I R 1976 *Theory of Simple Liquids* (London: Academic)
- [3] Frenkel D and Smit B 2001 *Understanding Molecular Simulation: From Algorithms to Applications* (New York: Academic)
- [4] Verwey E J W and Overbeek J Th G 1949 *Theory of the Stability of Lyophobic Colloids* (Amsterdam: Elsevier)
- [5] Asakura S and Oosawa F 1954 On interaction between 2 bodies immersed in a solution of macromolecules *J. Chem. Phys.* **22** 1255–6
- [6] Asakura S and Oosawa F 1958 Interaction between particles suspended in solutions of macromolecules *J. Polym. Sci.* **33** 183–92
- [7] Vrij A 1976 Polymers at interfaces and interactions in colloidal dispersions *Pure Appl. Chem.* **48** 471–83
- [8] Pusey P N and van Megen W 1986 Phase behaviour of concentrated suspensions of nearly hard colloidal spheres *Nature* **320** 340–2
- [9] Monovoukis Y and Gast A P 1989 The experimental phase diagram of charged colloidal suspensions *J. Colloid Interface Sci.* **128** 533–48
- [10] Poon W C K 2002 The physics of a model colloid–polymer mixture *J. Phys.: Condens. Matter.* **14** R859–80
- [11] Poon W C K, Renth F, Evans R M L, Fairhurst D J, Cates M E and Pusey P N 1999 Colloid–polymer mixtures at triple coexistence: kinetic maps from free-energy landscapes *Phys. Rev. Lett.* **83** 1239–42
- [12] Schmidt M, Hansen J-P and Dijkstra M 2004 Floating liquid phase in sedimenting colloid–polymer mixtures *Phys. Rev. Lett.* **93** 088303
- [13] Dijkstra M, van Roij R and Evans R 1999 Phase behaviour and structure of model colloid–polymer mixtures *J. Phys.: Condens. Matter* **10079–10106** 1999
- [14] Dijkstra M, van Roij R and Evans R 2000 Effective interactions, structure, and isothermal compressibility of colloidal suspensions *J. Chem. Phys.* **113** 4799–807
- [15] Louis A A 2002 Beware of density dependent pair potentials *J. Phys.: Condens. Matter* **14** 9187–206
- [16] Moncho-Jorda A, Louis A A, Bolhuis P G and Roth R 2003 The Asakura–Oosawa model in the protein limit: the role of many-body interactions *J. Phys.: Condens. Matter* **15** S3429–42
- [17] Dijkstra M and van Roij R 2002 Entropic wetting and many-body induced layering in a model colloid–polymer mixture *Phys. Rev. Lett.* **89** 208303
- [18] Dijkstra M, van Roij R, Roth R and Fortini A 2006 Effect of many-body interactions on the bulk and interfacial phase behavior of a model colloid–polymer mixture *Phys. Rev. E* **73** 041404
- [19] Vink R L C and Schmidt M 2005 Simulation and theory of fluid demixing and interfacial tension of mixtures of colloids and nonideal polymers *Phys. Rev. E* **71** 051406
- [20] Bolhuis P G, Louis A A and Hansen J P 2002 Influence of polymer-excluded volume on the phase-behavior of colloid–polymer mixtures *Phys. Rev. Lett.* **89** 128302

- [21] Fortini A, Bolhuis P G and Dijkstra M 2008 Effect of excluded volume interactions on the interfacial properties of colloid-polymer mixtures *J. Chem. Phys.* **128** 024904
- [22] Fortini A, Dijkstra M and Tuinier R 2005 Phase behaviour of charged colloidal sphere dispersions with added polymer chains *J. Phys.: Condens. Matter* **17** 7783-3
- [23] Bechinger C, Rudhardt D, Leiderer P, Roth R and Dietrich S 1999 Understanding depletion forces beyond entropy *Phys. Rev. Lett.* **83** 3960-3
- [24] Crocker J C and Grier D G 1994 Microscopic measurement of the pair interaction potential of charge-stabilized colloid *Phys. Rev. Lett.* **81** 352-5
- [25] Verma R, Crocker J C, Lubensky T C and Yodh A G 1998 Entropic colloidal interactions in concentrated dna solutions *Phys. Rev. Lett.* **81** 4004-7
- [26] Ye X, Narayanan T, Tong P and Huang J S 1996 Neutron scattering study of depletion interactions in a colloid-polymer mixture *Phys. Rev. Lett.* **76** 4640-3
- [27] Royall C P, Leunissen M E and van Blaaderen A 2003 A new colloidal model system to study long-range interactions quantitatively in real space *J. Phys.: Condens. Matter* **15** S3581-96
- [28] Brunner M, Bechinger C, Strepp W, Lobaskin V and von Gruenberg H H 2002 Density-dependent pair interactions in 2d *Europhys. Lett.* **58** 926-65
- [29] Royall C P, Leunissen M E, Hynninen A-P, Dijkstra M and van Blaaderen A 2006 Re-entrant melting and freezing in a model system of charged colloids *J. Chem. Phys.* **124** 244706
- [30] Royall C P, Louis A A and Tanaka H 2007 Measuring colloidal interactions with confocal microscopy *J. Chem. Phys.* **127** 044507
- [31] Sedgwick H, Egelhaaf S U and Poon W C K 2004 Clusters and gels in systems of sticky particles *J. Phys.: Condens. Matter* **16** S4913-22
- [32] Lu P J, Zaccarelli E, Ciulla F, Schofield A B, Sciortino F and Weitz D A 2008 Gelation of particles with short-range attraction *Nature* **435** 499-504
- [33] Ohtsuka T, Royall C P and Tanaka H 2008 Local structure and dynamics in colloidal fluids and gels *Europhys. Lett.* **84** 46002
- [34] Noro M G and Frenkel D 2000 Extended corresponding-states behavior for particles with variable range attractions *J. Chem. Phys.* **113** 2941-4
- [35] Louis A A 2001 Effective potentials for polymers and colloids: beyond the van der waals picture of fluids? *Phil. Trans. R. Soc. A* **359** 939-60
- [36] Arkus N, Manoharan V N and Brenner M P 2009 Minimal energy clusters of hard spheres with short range attractions *Phys. Rev. Lett.* **118** 118303
- [37] Williams S R 2007 Topological classification of clusters in condensed phases arXiv:0705.0203v1 [cond-mat.soft]
- [38] Doye J P K, Wales D J and Berry R S 1995 The effect of the range of the potential on the structures of clusters *J. Chem. Phys.* **103** 4234-49
- [39] Vink R L C and Horbach J 2004 Grand canonical Monte Carlo simulation of a model colloid polymer mixture: coexistence line, critical behavior, and interfacial tension *J. Chem. Phys.* **121** 3253-8
- [40] Barker J A and Henderson D 1976 What is 'liquid'? understanding the states of matter *Rev. Mod. Phys.* **48** 587-671
- [41] Lo Verso F, Vink R L C, Pini D and Reatto L 2006 Critical behavior in colloid-polymer mixtures: theory and simulation *Phys. Rev. E* **73** 061407
- [42] Royall C P, Williams S R, Ohtsuka T and Tanaka H 2008 Direct observation of a local structural mechanism for dynamic arrest *Nat. Mater.* **7** 556-61
- [43] Puertas A M, Fuchs M and Cates M E 2004 Dynamical heterogeneities close to a colloidal gel *J. Chem. Phys.* **121** 2813-22
- [44] Fortini A, Sanz E and Dijkstra M 2008 Crystallization and gelation in colloidal systems with short-ranged attractive interactions *Phys. Rev. E* **78** 041402
- [45] Moncho Jorda A, Louis A A and Padding J T 2009 The effects of inter-particle attractions on colloidal sedimentation arXiv:0906.3071 [cond-mat]